

## Path finding strategies in scale-free networks

Beom Jun Kim\*

*Department of Theoretical Physics, Umeå University, 901 87 Umeå, Sweden*

Chang No Yoon and Seung Kee Han

*Department of Physics, Chungbuk National University, Cheongju, Chungbuk 361-763, Korea*

Hawoong Jeong<sup>†</sup>

*Department of Physics, University of Notre Dame, Notre Dame, Indiana 46556*

(Received 9 August 2001; published 23 January 2002)

We numerically investigate the scale-free network model of Barabási and Albert [A. L. Barabási and R. Albert, *Science* **286**, 509 (1999)] through the use of various path finding strategies. In real networks, global network information is not accessible to each vertex, and the actual path connecting two vertices can sometimes be much longer than the shortest one. A generalized diameter depending on the actual path finding strategy is introduced, and a simple strategy, which utilizes only local information on the connectivity, is suggested and shown to yield small-world behavior: the diameter  $D$  of the network increases logarithmically with the network size  $N$ , the same as is found with global strategy. If paths are sought at random,  $D \sim N^{0.5}$  is found.

DOI: 10.1103/PhysRevE.65.027103

PACS number(s): 89.75.Hc, 64.60.Fr, 84.35.+i, 87.23.Ge

Complex network systems are abundant in many disciplines of sciences: social networks composed of individuals interacting through social connections, the world-wide web where vertices are documents and edges are hyperlinks to other documents, genetic networks with genes or proteins connected by chemical interactions, economic networks, and so on [1]. Topological information on such complex networks is becoming more and more available through computer aided techniques, and there is growing interest in the investigation of properties of such networks.

In complex networks, two remote vertices (or nodes) can be connected by many paths. Among those paths the length of the shortest one usually defines the “distance”  $d_s(i,j)$  between the two vertices  $(i,j)$ , and the diameter  $D_s$  of the network is defined to be either the maximum distance  $D_s \equiv \max d_s(i,j)$ , or the average distance  $D_s \equiv \langle d_s(i,j) \rangle$ . We note that finding the shortest path between two vertices requires global information on how all vertices are interconnected, which is usually not accessible to vertices that constitute the network. From this, we suggest that the actual path finding strategy should be based only on local information and should introduce the generalized distance  $d(i,j)$  and diameter  $D \equiv \langle d(i,j) \rangle$ , which depend on the actual path finding strategy. In Ref. [2], a local path finding strategy based on geometric information was suggested and the delivery time in Ref. [2] corresponds to our generalized distance  $d(i,j)$ .

A recent study of the scale-free networks has revealed that the small-world phenomenon (that two distinct vertices can be connected by a remarkably small number of intervening vertices) emerges, i.e.,  $D_s \sim \log_{10} N$  with the network size  $N$  [3]. However, only the shortest paths have been examined

and the scaling behavior can in principle be very different if a more realistic path finding strategy is used. In the experiment performed by Milgram [1,4] the person in Nebraska could not know what the shortest connection was to send a message to the final recipient in Boston, but only tried to deliver it to his/her directly connected (on a first-name basis) friend who was supposed to be closer to the person targeted in Boston. Also, for the World-Wide Web (WWW), although two documents are just a few clicks away if the shortest path is traced [3], it does not necessarily guarantee that one can get the information easily; sometimes it is possible to go around long distances to access a document which turns out to be only a few clicks away from the starting document. Consequently, the small-world phenomenon observed in scale-free networks through the use of the global path finding strategy still remains to be confirmed by use of a local strategy. In this work we suggest several path finding strategies and show that there indeed exists a very simple local strategy which results in the small-world phenomenon.

We first construct the scale-free networks following the same method used in Ref. [5] by Barabási and Albert (BA): Starting with a small number ( $m_0$ ) of vertices (or nodes), a new vertex with  $m$  edges (or links) is added at each time step in such a way that the probability  $\Pi_i$  of being connected to the existing vertex  $i$  is proportional to the connectivity  $k_i$  (the number of vertices directly connected to  $i$ ) of that vertex, i.e.,  $\Pi_i = (k_i + 1) / \sum_j (k_j + 1)$  with summation over the whole network at a given instant [6]. In Ref. [5], it has been shown that the above method of constructing networks, which is composed of ideas of growth and preferential attachment, results in the so-called scale-free networks, which shows power-law behavior in the connectivity distribution. Once the BA model network is constructed, we seek a path that connects two vertices in the network. At this stage, it is possible to apply various strategies; for example, in previous studies [3], the shortest paths have been considered, the

\*Electronic address: kim@tp.umu.se

<sup>†</sup>Present address: Department of Physics, Korea Advanced Institute of Science and Technology, Taejeon 305-701, Korea.

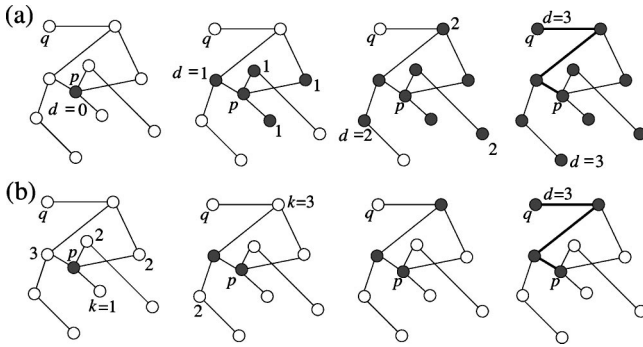


FIG. 1. Comparison of (a) SHT global strategy and (b) local MAX strategy in finding a path connecting vertices  $p$  and  $q$  (see the text for details). (a) For SHT, the path-finding algorithm is similar to pouring water into starting vertex  $p$ : water fills vertices with distances  $d+1$  one step after it fills vertices with  $d$ . (b) For MAX, one proceeds vertex by vertex by choosing the one with the largest connectivity among directly connected vertices.

searching of which requires global information on the interconnections. In real network systems like the WWW, the social network, and epidemic spread, it is very unlikely that each vertex has global information and thus one expects that each vertex has enough information only for its directly connected vertices. In other words, the strategy used when finding paths that connect two vertices should be based only on local information not on global.

In this work we suggest three local strategies that one can use to find a path that connects two vertices: (i) the vertex with the largest connectivity is tried first (maximum connectivity first, MAX for short), (ii) a vertex is chosen at random (random choice, RND), and (iii) the vertex with the larger connectivity has the higher probability to be chosen (preferential choice, PRF). We also compare the results with the previously studied global strategy which seeks the shortest path (SHT). In the above experiment by Milgram, for example, the simplest and most intuitive (and quite efficient indeed) strategy one can use is to first ask the friend who has more friends than others, which corresponds to the MAX strategy in this work. In reality, it is possible that one does not know who has more friends than others, but even in this case (s)he can try to first ask the friend who *seems* to have more friends than others; this then has a close resemblance to PRF strategy. The most naive strategy (it is not a strategy as a matter of fact) will be asking anyone (s)he sees first, which corresponds to RND strategy.

Figures 1(a) and 1(b), respectively, show a comparison between SHT global strategy [7] and local MAX strategy when the path from vertex  $p$  to vertex  $q$  is sought. In SHT, we give the distance as  $d=0$  to vertex  $p$  [the first diagram in Fig. 1(a)], and  $d=1$  is given to all vertices which are directly connected to  $p$  [the second diagram in Fig. 1(a)]. Then the strategy proceeds to fill all vertices with  $d=2$  from vertices with  $d=1$ , and then  $d=3$ , and so on, until  $d$  values are given to all vertices in the network. According to this SHT strategy the  $d$  value attached to vertex  $q$  is simply its distance from  $p$ : In the example shown in Fig. 1(a), one has  $d=3$  for the path connecting  $p$  and  $q$ , denoted by the thick lines in the last

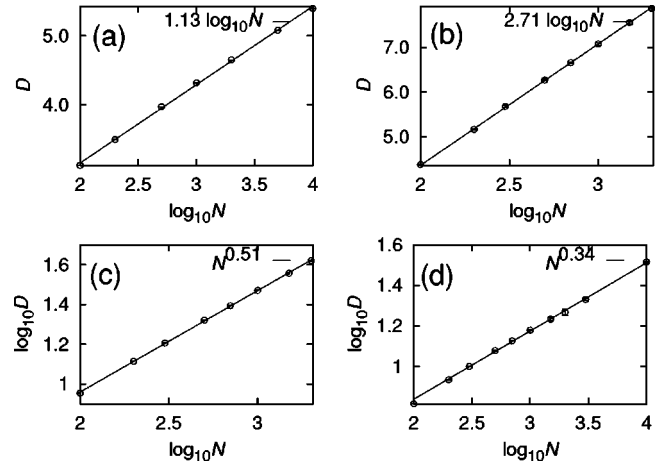


FIG. 2. Diameter  $D$  of the scale-free network vs size  $N$ . (a) The shortest path (SHT) strategy, which requires global information on interconnections, results in  $D \sim \log_{10} N$  [3]. (b) Local MAX strategy also gives rise to the same behavior as global SHT strategy,  $D \sim \log_{10} N$ , although the  $D$  is bigger than that of SHT. (c),(d) Local RND and PRF strategies are better described by the power-law behavior  $D \sim N^{0.51}$  and  $\sim N^{0.34}$ , respectively. See the text for a description of each strategy.

diagram in Fig. 1(a). It is clear that SHT determines the shortest path lengths but by using global information. Figure 1(b) explains local MAX strategy: one starts at vertex  $p$  and looks around its directly connected vertices to find which vertex has the largest connectivity. In Fig. 1(b), four vertices directly connected to  $p$  have connectivities of  $k=1, 2, 2,$  and  $3$ , respectively, and thus we proceed to the vertex with  $k=3$  shown in the second diagram. This strategy proceeds until one arrives at the vertex that is directly connected to  $q$ . In the example in Fig. 1(b) for local MAX strategy, one has the path denoted by the thick lines in the last diagram of Fig. 1(b) with  $d=3$ . The PRF strategy tries to proceed to the vertex with probability proportional to the connectivity, i.e.,  $P = k_i / \sum_j k_j$  with summation over directly connected vertices of  $i$ . In the above example in Fig. 1(b), PRF connects to the vertex with  $k=3$  [see the first diagram in Fig. 1(b)] with probability  $P = 3/(1+2+2+3) = 3/8$ . Of course, RND connects to a vertex at random at every stage in path finding.

The BA model network in this work is constructed with  $m_0 = m = 2$  and the paths are found according to the above mentioned various strategies. If the path contains self-crossing loops, we remove them when distance  $d$  is computed. Figures 2(a)–2(d) display the scaling behavior of the generalized diameter of the scale-free network for the strategies SHT, MAX, RND, and PRF, respectively. To get better statistics, the diameters were obtained from averages over many different network realizations. It is clearly shown that although the diameter determined from local MAX strategy is a little bigger than that from SHT global strategy and both exhibit the same small-world phenomenon, i.e.,  $D \sim \log_{10} N$  with network size  $N$ . On the other hand, RND strategy shows the power-law behavior  $D \sim N^{0.5}$  [8]. Finally, PRF strategy shows the scaling behavior, which fits well to power-law  $D \sim N^{0.34}$  [see Fig. 2(d)]. As expected, the scaling behavior of the generalized diameter of the network depends not only on

the structure of the networks but also on the strategy used in path finding. It should also be noted that a very simple MAX strategy, based on local information instead of global, can result in the same small-world effect as global SHT strategy. On the other hand, we are puzzled by the fact that PRF and MAX strategies show very different scaling behaviors although both look quite similar. To compare both strategies in a more careful way, one can change the probability used by PRF, e.g.,  $P \propto k^\alpha$  with  $\alpha > 1$ , to suppress the probability of the vertex with the lower connectivity being chosen.

For comparison, we also study the scaling behavior of the diameter of the small-world network model by Watts and Strogatz (WS) [1]. In the WS model, each vertex is almost equal to each other and there does not exist a governing dominant vertex with very large connectivity. This feature makes our local MAX and PRF strategies inefficient and from numerical investigations we find that none of the local strategies tried in this work yields the small-world phenomenon but gives  $D \sim N^a$  with  $a \approx 0.6$  unanimously (we have used the range of local connections  $K=3$  and the rewiring probability  $P=0.1$ ; see Watts Strogatz's works in Ref. [1] for details of the model). This is in a sharp contrast to the result from the SHT, which reveals  $D \sim \log_{10} N$ . From the above observation, we conclude that the success of strategy MAX for the BA model is due to the existence of the highly connected vertices, thus reflecting the scale-free nature of the network. It is of note that in Ref. [2] an efficient local path finding strategy based on geometric information was suggested for a two-dimensional small-world network model: When the path from vertex A to target B is found, the strategy first connects C which is closest to B in a geometric sense among the A's directly connected vertices. We believe that our local strategies in this work have some advantage when more abstract networks like the Internet and WWW are involved: In such networks vertices do not have coordinates and path finding strategies cannot use geometric information.

We finally examine the error and attack tolerance of the BA model (see Ref. [9] for a study based on SHT strategy) that is subjected to the various strategies. We first remove  $N'$  vertices in the network either randomly (error) or starting from the vertex with the highest connectivity (attack) [9], and then measure how many pairs of vertices are connected by a given path finding strategy. More specifically, we pick two vertices,  $p$  and  $q$ , and examine if  $q$  can be connected to  $p$  by the path finding strategy given. Since there are a total of  $N(N-1)$  possible choices for the pair  $(p, q)$  in a network of size  $N$ , the ratio  $r$  of failed connections in Fig. 3 is then defined as

$$r \equiv \frac{(\text{number of failed connections})}{N(N-1)}. \quad (1)$$

The tolerance in this article is detected either by  $r$  in Eq. (1) or by the change in diameter  $D$  of the network. The former should not depend on the strategy since the strategy chosen can only change the path lengths between vertices once they belong to the same cluster. As expected,  $r$  versus the failure

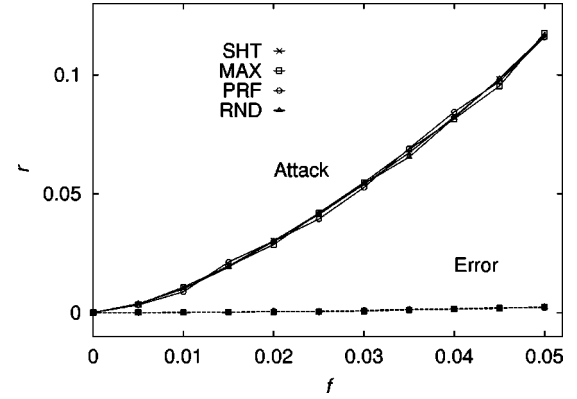


FIG. 3. Ratio  $r$  of failed connections vs the vertex failure fraction  $f$  [= (number of vertices removed by errors or attacks)/(number of vertices)]. The error tolerance and the attack vulnerability of the scale-free networks do not depend on the path finding strategy. The network size,  $N=1000$ , and more than 100 different network realizations were used to compute average values for each strategy.

fraction  $f \equiv N'/N$  (the ratio between the number of vertices removed and the total number of vertices in the network) in Fig. 3 shows the behavior independent of the strategy. This robustness to the path finding strategy implies that the error tolerance and the attack vulnerability found in Ref. [9] are genuine topological characteristics of a scale-free network. Figures 4(a)–4(d) confirm the similar tolerance behavior reflected in diameter  $D$  to errors and attacks for various strategies: SHT, MAX, RND, and PRF, respectively. For RND strategy in Fig. 4(c), it can be seen that removal of randomly chosen vertices makes  $D$  smaller as  $f$  is increased from zero; this somewhat interesting behavior is due to the fact that in RND path finding can be more efficient if unimportant connections are removed.

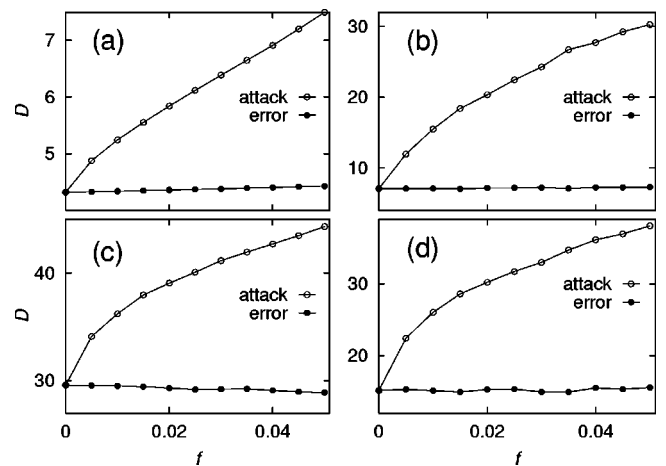


FIG. 4. Error tolerance and attack vulnerability reflected in the diameter of the network for strategies (a) SHT, (b) MAX, (c) RND, and (d) PRF (see the text for details). All strategies show similar behavior as implied by Fig. 3 except that  $D$  decreases rather than increases for RND in the case of failures due to errors.  $N=1000$  and more than 100 different network realizations were used.

In summary, we have investigated the possibility of the small-world phenomenon in the scale-free network subjected to several local strategies of path finding. It was found that there is a very simple local strategy based on local connectivity information which leads to the scaling behavior  $D \sim \log_{10} N$ . The error tolerance and the attack vulnerability found previously by global strategy have been shown to be generic topological properties of scale-free networks, and do not depend on the path finding strategy.

*Note added in proof.* Recently we found that a similar

local search algorithm in networks with power-law connectivity distribution was studied in Ref. [10].

S.K.H. and B.J.K. acknowledge support from the BK 21 project of the Ministry of Education in Korea. This work was supported in part by the Swedish Natural Research Council through Contract No. F5102-659/2001 (B.J.K.), and by the NSF through Grant No. PHY-9988674 and CAREER DMR97-01998 (H.J.).

- 
- [1] For reviews, see, e.g., a special issue on complex systems in *Science* **284**, 79 (1999); M.E.J. Newman, *J. Stat. Phys.* **101**, 819 (2000); D. J. Watts, *Small Worlds* (Princeton University Press, Princeton, NJ, 1999); S.H. Strogatz, *Nature (London)* **410**, 268 (2001), and references in Refs. [3] and [5].
- [2] J.M. Kleinberg, *Nature (London)* **406**, 845 (2000).
- [3] R. Albert, H. Jeong, and A.-L. Barabási, *Nature (London)* **401**, 130 (1999); A.-L. Barabási, R. Albert, and H. Jeong, *Physica A* **281**, 69 (2000).
- [4] S. Milgram, *Psychology Today* **2**, 60 (1967).
- [5] A.-L. Barabási and R. Albert, *Science* **286**, 509 (1999); A.-L. Barabási, R. Albert, and H. Jeong, *Physica A* **272**, 173 (1999).
- [6] The use of  $k_i+1$  instead of  $k_i$  makes it possible for vertices with zero connectivity to be linked to the network as time progresses.
- [7] This algorithm is called “the burning algorithm” or “the breadth-first search algorithm;” see, e.g., H.J. Herrmann, D.C. Hong, and H.E. Stanley, *J. Phys. A* **17**, L261 (1984); M.E.J. Newman, *Phys. Rev. E* **64**, 016132 (2001), and references therein.
- [8] We have also tested the MIN strategy, which is opposite to MAX and tries to first connect the vertex with the smallest connectivity. Through the use of MIN, which is the worst one can imagine among local strategies based on connectivity, diameter  $d$  is found to scale with the network size as  $D \sim N^{0.53}$ .
- [9] R. Albert, H. Jeong, and A.-L. Barabási, *Nature (London)* **406**, 378 (2000).
- [10] L.A. Adamic, R.M. Lukose, A.R. Puniyani, and B.A. Huberman, *Phys. Rev. E* **64**, 046135 (2001).